



CLICK 2 CALL

CHROME | USER GUIDE



Divisions of ZP Better Together, LLC

CALLING SOMEONE?

WRITING THEIR NUMBER DOWN?

NO NEED WITH ZP'S CLICK 2 CALL FEATURE!

JUST CLICK AND CALL!

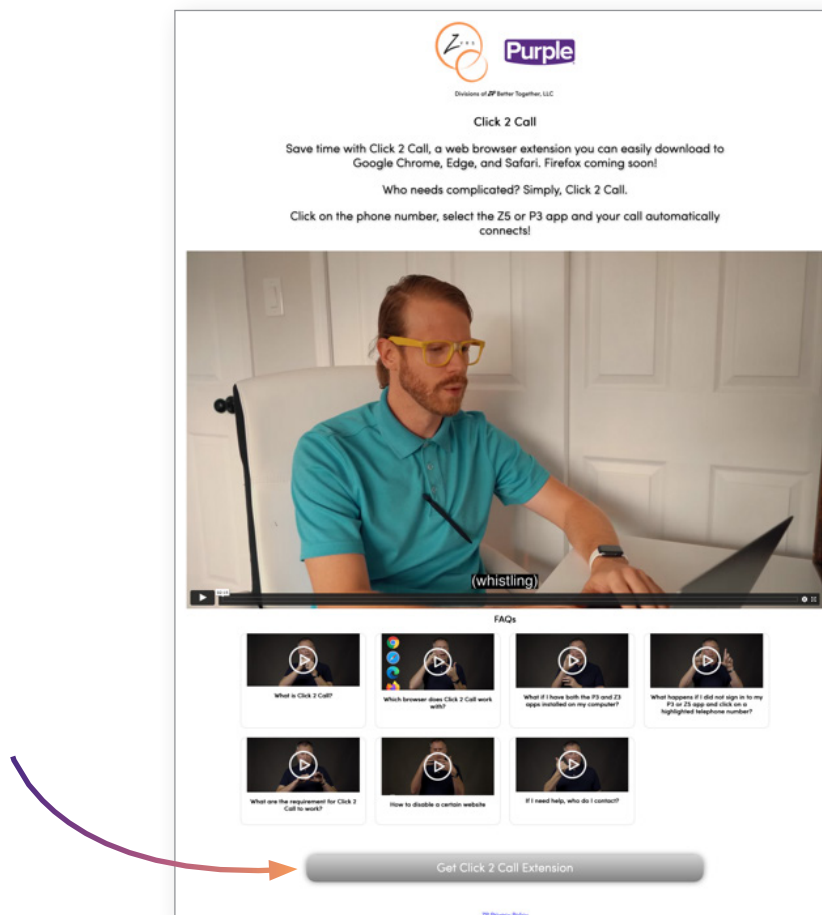
This is a new feature that works on Z5 and P3 desktop on 4 major browsers — Google Chrome, Microsoft Edge, Apple Safari and Mozilla Firefox!

Before you use it, you need to do some downloading and installing. This user guide will help you do that. After installation, you can click the world away to make calls!

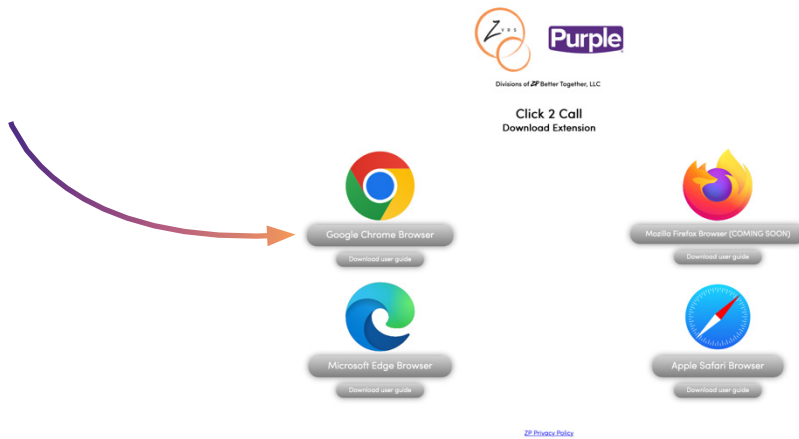
This user's guide is for **Chrome** browsers.

Go to this webpage: <https://zpvrs.com/c2c>

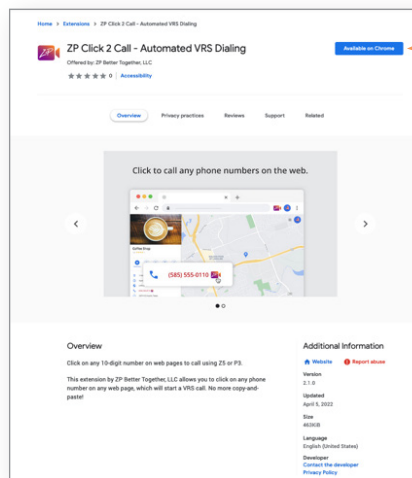
Then click this button which will take you to <https://zpvrs.com/c2c/download>



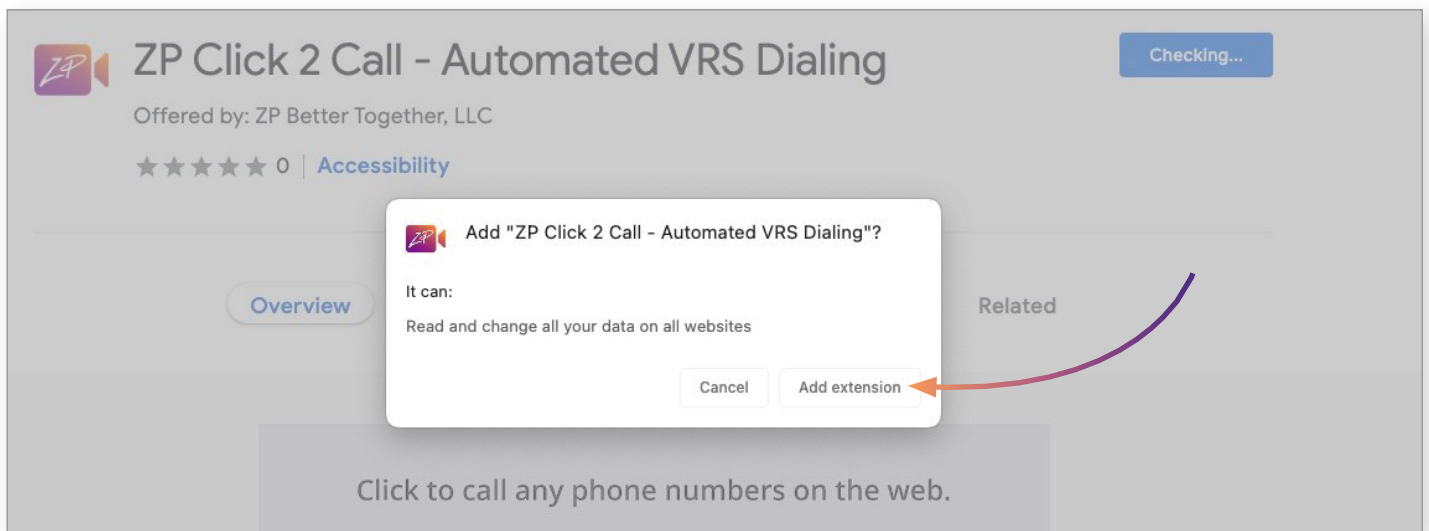
Click this button to download the extension for Chrome.



Click this button to install the extension.



Click this button to add the extension (enable it.)



FOR P3 DESKTOP

Note: you must have at least v9.4.10 of P3 Desktop installed. If you haven't installed P3 Desktop, please **download** the app and register.

If you have already installed and registered your P3 desktop, start it, then click the **"Test"** button to be sure Click2Call works

FOR Z5 DESKTOP

Note: you must have at least v9.4.10 of Z5 Desktop installed. If you haven't installed Z5 Desktop, please **download** the app and register.

If you have already installed and registered your Z5 Desktop, start it, then click the **"Test"** button to be sure Click 2 Call works.

Welcome to Click 2 Call Extension!

Thank you for downloading Click 2 Call. This extension will allow you to click on any 10 digit telephone number on the web and make a call through your Z5 or P3 desktop.

Don't have Z5 or P3 desktop installed yet? Click below to download the software; it must be v9.4.10 or newer.

Z5 Desktop [Test](#) [Download Z5 Desktop](#)


P3 Desktop [Test](#) [Download P3 Desktop](#)

Configuration Instructions

You will be able to modify any settings by clicking on the Click 2 Call icon in your web browser next to the address bar.

When you have verified Click 2 Call works, you do not have to do anything from now on. It's automatically connected to P3 or Z5 Desktop.

Anytime you see a phone number on your screen that you want to call, you will see a small icon where you need to click to make a call. You do not need to type the phone number in your P3 or Z5 Desktop. When you click it, it will make a call using your P3 or Z5 Desktop app.



To make a call, just Click 2 Call!



For more assistance, contact your account manager or our customer experience team.

ZVRS
866.932.7891
support@zvrs.com

PURPLE VRS
877.885.3172
support@purple.us

©2022 ZVRS and Purple, divisions of ZP Better Together, LLC. All rights reserved. ZVRS, Purple, OneVP, P3, Z5, CloudVP, the Purple logo and the Z design are protected as registered or unregistered trademarks of ZP Better Together, LLC or its affiliates or subsidiaries in the United States. All other trademarks are the property of their respective owners. Visit <http://www.zvrs.com/notice> or <http://www.purplevrs.com/usernotice> for more information concerning 10-digit numbering and E911 services for VRS.